

eBooks from the Library

for Smartphones & Tablets

With your library card, you have access to two eBook services: SEO Library Consortium and Ohio eBook Project.

Get Started with the SEO Digital Catalog & Download Center:

- 1 On your device, go to the app store, search for OverDrive Media Console or scan the QR code to the right and install the app. Your app store may ask for your ID and password.

You will then be prompted to enter or create an Adobe ID.



- 2 Select Get Books and then Add a Library. Enter your zip code in the search box.



Choose your library from the list.

- 4 Touch either the SEO Library Center or Ohio eBook Project to browse or search the eBook collection.



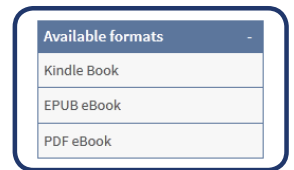

The SEO Library Consortium provides access to thousands of eBooks, audiobooks, music titles and videos and can be used on many other mobile devices, audio devices and eReaders.

All you need is a library card from any SEO Library Consortium member library, and a personal computer or laptop to get started finding these great materials.

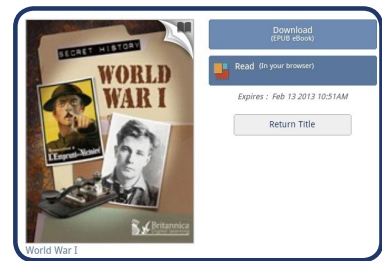


Works with iPad/iPhone, Android, Kindle Fire, Samsung Galaxy and other smartphones and tablets.

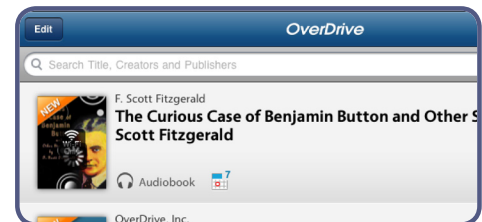
- 5 If an item says Borrow, it is available to download. If an item is unavailable to download, you may select Place a Hold. You will then receive an email when the title is available. Check the list of Available Formats to ensure that the title is compatible with your device.



- 6 After you select your book, you will be prompted to go to your Bookshelf. On your bookshelf, you will see a button to download. Touch Download to get your file.



- 7 The item will open in the OverDrive Media Console app. Select the item's cover artwork to start listening or reading.



SEO Library Consortium
Digital Catalog & Download Center
seebook.seo.lib.oh.us

The State Library of Ohio's SEO Library Center manages this digital catalog & download center.