

eBooks from the Library

for eReaders

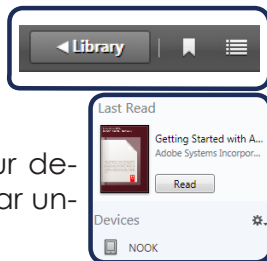
With your library card, you have access to two eBook services: SEO Library Consortium and Ohio eBook Project.

Get Started with the SEO Digital Catalog & Download Center:

1 Install **Adobe Digital Editions** (different from Adobe Reader) at adobe.com/products/digitaleditions. Select **Install** and follow the prompts. After installing, launch Adobe Digital Editions.

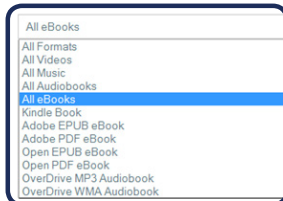
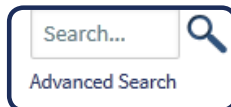
2 Click the Help menu and choose Authorize Computer. Digital Editions will prompt you for your Adobe ID. If you do not have one, select Get an Adobe ID online, follow the prompts and select a new ID and password.

3 Plug your eReader into your computer. To authorize your device, click Yes. Press the Library button. Your device should now appear under Devices.



4 Go to seoebook.seo.lib.oh.us in web browser.

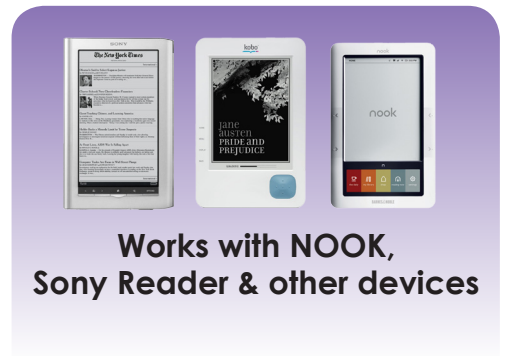
5 You can search books by title, author or genre using the search box at the top. To see all titles the Library offers for eReaders, select Advanced Search, go to the All Formats menu and choose All eBooks.



For more titles, visit ohioebook.org.

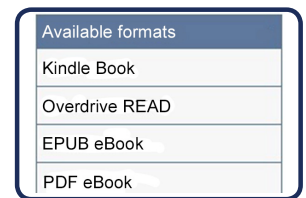
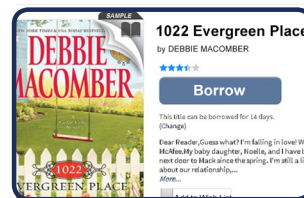
The SEO Library Consortium provides access to thousands of eBooks, audiobooks, music titles and videos and can be used on many other mobile devices, audio devices and eReaders.

All you need is a library card from any SEO Library Consortium member library, and a personal computer or laptop to get started finding these great materials.

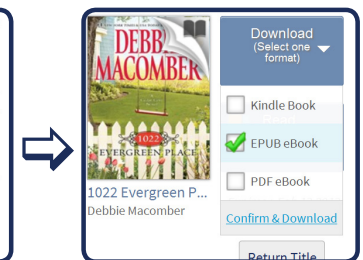
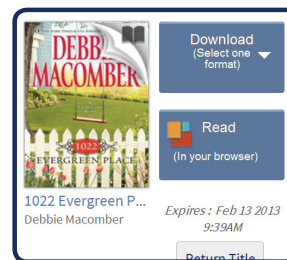


Works with NOOK, Sony Reader & other devices

6 If an item says Borrow, it is available to download. If an item is unavailable, you may select Place a Hold. You will then receive an email when the title is available. Check the list of Available Formats on the right to ensure that the title is compatible with your device.

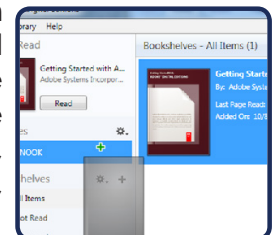


7 After you select your book, you will see your Bookshelf. After choosing the format most suitable for your reader, you will see the download page. Click Download to get your file.



8 Choose Open. After the book opens, click Library then drag the title onto your device under the Devices sidebar. Unplug your eReader and start reading.

To delete an item, plug your device into your computer. Open Adobe Digital Editions and select your device in the sidebar. Then, select the item you want to delete, select the white arrow, and select Delete Item.



SEO Library Consortium
Digital Catalog & Download Center
seoebook.seo.lib.oh.us

The State Library of Ohio's SEO Library Center manages this digital catalog & download center.